

LED Flextube

Description / Technical Data



LED - Flextube FT

The LED Flextube is probably the LED technology that comes closest to simulating the look (if not the feel) of neon tubing. Their flexibility, form, and available colors open a wide range of new lighting possibilities for lighting designers and architects.

The mushroom shaped PVC dome on top creates a light viewing angle of 270° and a light output angle of 160° thus creating a three dimension lighting effect. Building contours, light sculptures, store- and bridge lighting etc. are only some of the possible applications.

With a center placement of the power supply you can achieve runs of up to 65 feet. The connector technology we developed for this product provide an ingress protection rating of IP68 making their application in outside and wet locations possible.

24V
DC

CE

RoHS
2002/95/EC


PWM

IP68

UL

Technical Data

System Type	LED - Neon Flextube
Colors	W, WW, R, G, B, RGB
Material	PVC UV-stabilized, Ivory - White or Colored
LED Type	3-Chip SMD 5050
LED Count	60 LED per Meter
Maximal Length - Operation	65" double electricity feed 33" single electricity feed
Beam Angle	270°
Circuit Type	24V DC, Parallel
Life Expectancy @ 25° 45% r.F.	50.000h
Ingress Protection Rating	IP68
Control Options	dim- und toggle
Attachment Options	Aluminum Fixture
Operating Temperature	-4°F bis +113°F
Dimensions	0.45" x 1.14"
Flexibility	Radius > 23"
Unit of Sale	1 Roll = 65'



Swimming Pool
Installation at 3' depth



All data subject to change without notice.


LED Flextube

What's in the Box:

Flextube - What's in the Box

Due to the scope of different sku's we only manufacture this product on demand and do not carry local stock. Please take this into account when planning your projects.

Also, the tube dose not come with connectors as standard. Please choose the appropriate accessories when ordering. We will be glad to help you put together all the items necessary for your project.



Artikel-Nr.	Lichtfarbe	Jacket Color	Cut Positions	Power	Brightness
FT-R-IP-24W57KT	White 5700K	Ivory- White	All 6 LED or 3.93"	12 W/m	app. 400 lm/m
FT-R-IP-24W27KT	Warm White2700K	Ivory- White	All 6 LED or 3.93"	12 W/m	app. 380 lm/m
FT-R-IP-24R	Red	Ivory- White	All 10 LED or 6.6"	7,2 W/m	n.a.
FT-R-IP-24O	Orange	Ivory- White	All 10 LED or 6.6"	7,2 W/m	n.a.
FT-R-IP-24A	Yellow	Ivory- White	All 10 LED or 6.6"	7,2 w/m	n.a.
FT-R-IP-24G	Green	Ivory- White	All 6 LED or 3.93"	12 W/m	n.a.
FT-R-IP-24B	Blue	Ivory- White	All 6 LED or 3.93"	12 W/m	n.a.
FT-R-IP-24RGB	RGB	Ivory- White	All 6 LED or 3.93"	12 W/m	n.a.
FT-R-IP-24RE	Red	Red	All 10 LED or 6.6"	7,2 W/m	app. 60 lm/m
FT-R-IP-24GE	Green	Green	All 6 LED or 3.93"	12 W/m	app. 180 lm/m
FT-R-IP-24BE	Blue	Blue	All 6 LED or 3.93"	12 W/m	app. 12 lm/m
FT-R-IP-24A	Yellow	Yellow	All 6 LED or 3.93"	12 W/m	app. 200 lm/m

Shape R = Mushroom
Viewing Angle 270°
Beam Angle 160°

R

Shape F = Flat Head
for installation in floor and/or stair joints. This product is not specifically listed here but available as an option.

F

All data subject to change without notice.




LED Flextube

Accessories

LED - Flextube - Zubehör

The aluminum U-fixtures can be pre-installed on site. The tubes are then pressed directly into the fixture. In order to achieve curvature one needs to work with short segments. In order to guarantee an ingress protection rating of 68 please read the installation instructions included in the packaging carefully and make sure your installation follows the instructions. Optional accessories are available on demand and and/or are compiled for your specific project.

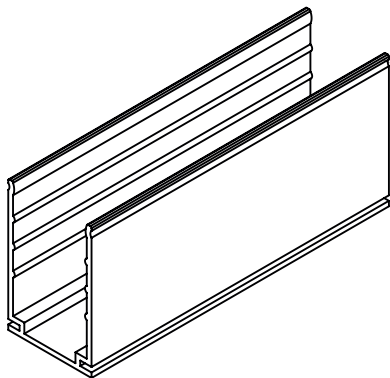
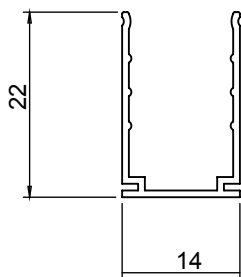
Artikel-Nr.	Bezeichnung
FTZ-IP68-CONNECTOR-1000-RA	IP68 Connector Set (3' length), for tube beginning
FTZ-IP68-CONNECTOR-1000-RE	IP68 Connector Set (3' length), for tube ending
FTZ-IP68-CONNECTOR-1000-RARGB	IP68 Connector Set RGB (3' length), for tube beginning
FTZ-IP68-CONNECTOR-1000-RERGB	IP68 Connector Set (3' length), for tube ending
FTZ-IP68-CONNECTOR-303050-RT	IP68 T Connector Set, 2 x 12" to 20", for tube beginning
FTZ-IP68-CONNECTOR-M	IP68 Center Connector Set, tube on tube
FTZ-IP68-CONNECTOR-300-RK	IP68 Cable Connector Set, tube on tube, length 12"
FTZ-IP68-ENDCAP	IP68 Endcap Set
FTZ-PROFILE50	AL U-Profil 2", 1 hole for pop-rivet
FTZ-PROFILE500	AL U-Profil 20", 3 holes for pop-rivet
FTZ-PROFILE1000	AL U-Profil 40", 5 holes for pop-rivet
FTZ-PROFILE2000	AL U-Profil 80", 10 holes for pop-rivet



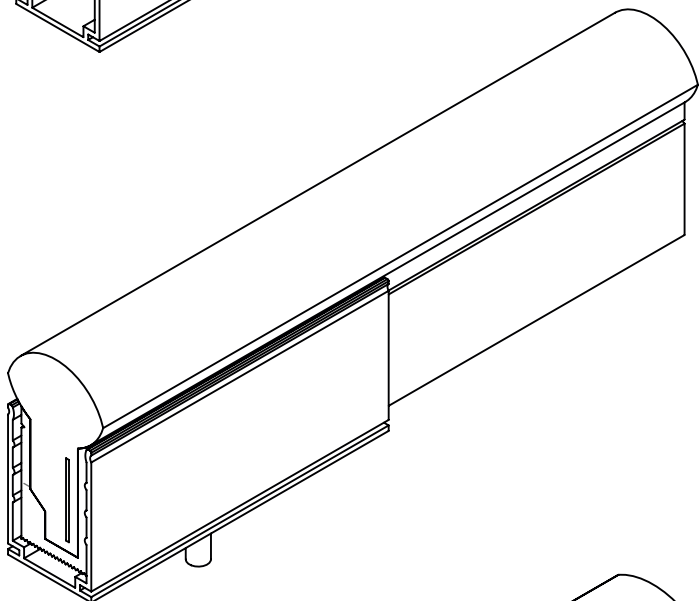
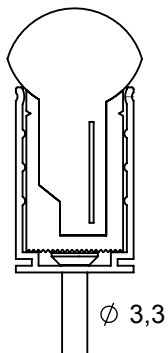
All data subject to change without notice.

LED Flextube

Technical Drawings

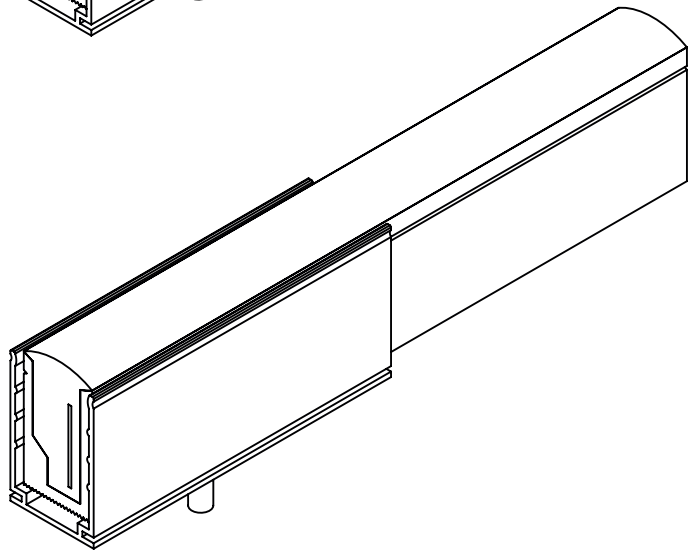
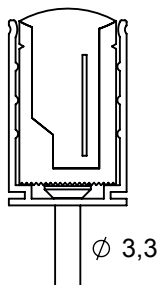


R



LED FLEXTUBE FT-F:

F



Dimensions in mm

All data subject to change without notice.